



**HEALTHLEDGER
DIAGNOSTICS**

Delivered By Technology

ISO 9001: 2015 Company

SMART OHC SOFTWARE

**YOUR
HEALTH
IS OUR
PRIORITY**



**A mini-guide on:
How to use the OHC software by Healthledger Diagnostics?**



What is Smart OHC?

This software is a platform that assists the nurses to book doctor's appointments, and keep a medical record of your employees.

- Complete Patient Profile from Healthledger's smart OHC software modernizes the whole process to upload your employees medical reports, prescriptions, etc.
- Digitize Patient Records that send electronic prescriptions to your employees from anywhere and store patient data digitally.
- Manage Diagnostic Reports from the OHC Smart Software facilitates quick access to diagnostic reports to the right parties

Need of OHC?

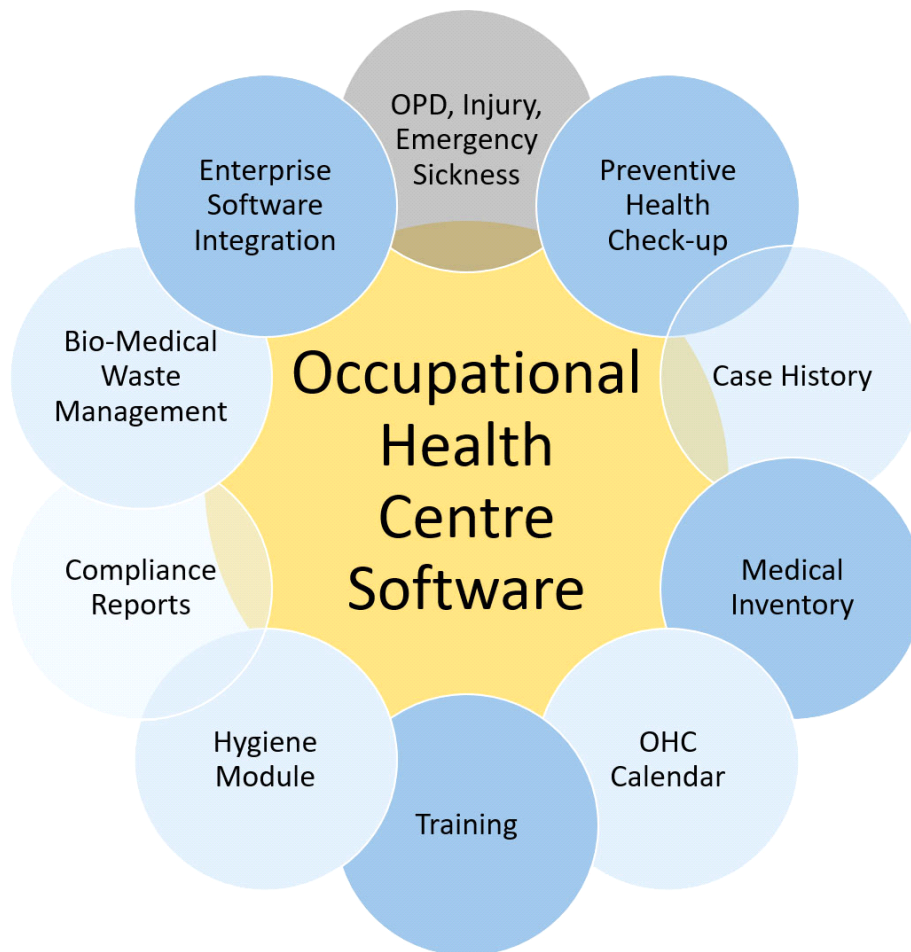
1.

HL Smart OHC software is used to monitor the health and safety of employees and handle work-related incidents that may have set employees at risk.

2.

Organizations use this type of software to establish rules and best methods that all employees must follow to avoid incidents.

Benefits of OHC



- Improved health and safety performance.
- Reduced cost associated with accidents and incidents.
- Improved staff relations and morale
- Improve business efficiency.

People who will benefit from the OHC Software

There are multiple benefits for people using the OHC software:



Lesser Workload

The workload on the employees will be a lot lesser in terms of submitting documents and streamlining services



Well Organised Record

The employers have well-organised records for ease of access



Easier Medical Inventory Track

It is easier for HR to keep track of inventory of the medical supplies that might be needed



Easier Emergency Access

It is easier to access emergency services like ambulances, and first aid services

The OHC Software User Guide

The software has multiple tabs for better management of healthcare services and records of your employees. Here's the list:

Accountants

LPD/OPD

Appointments

Live consultations

Billings

Inventory

Documents

Lab technicians

Doctors

Medicines

Diagnosis

Nurses

Inquiries

Patient

Finance

Pharmacy

Front CMS

Pathology

Radiology

Transactions

Vaccination

The OHC Software User Guide

Go to <http://healthledger.tech/>

Enter your credentials and click on Log In

A screen with dashboard will appear

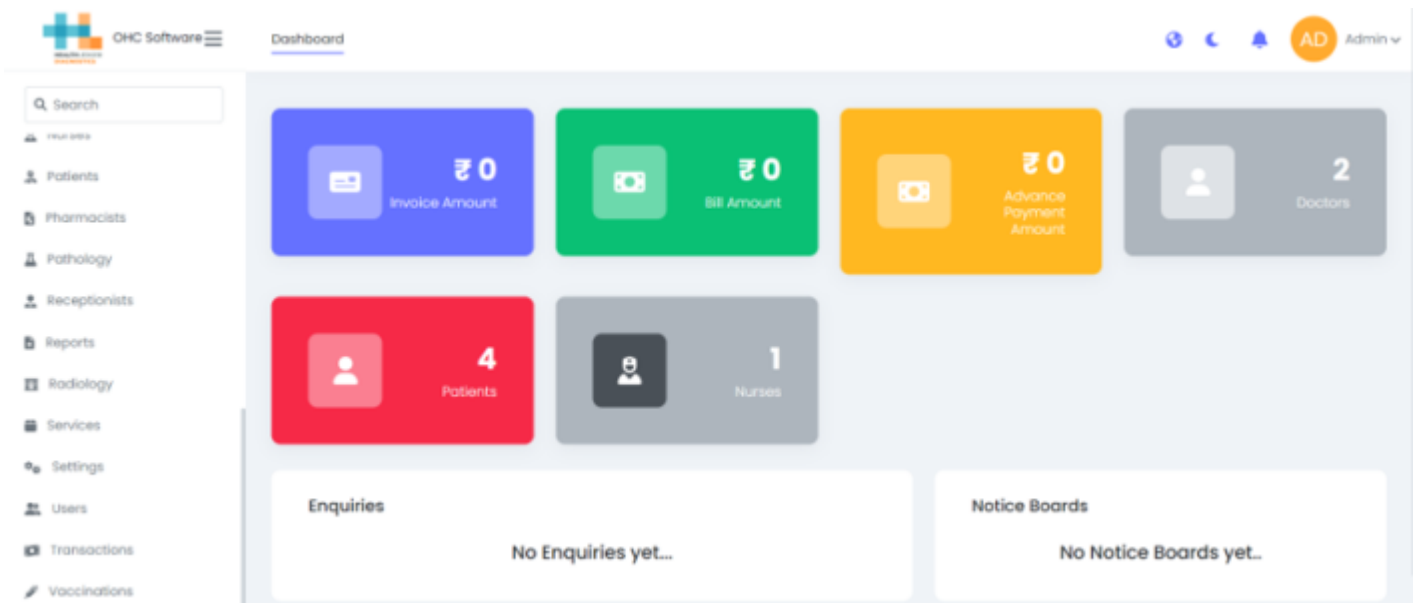
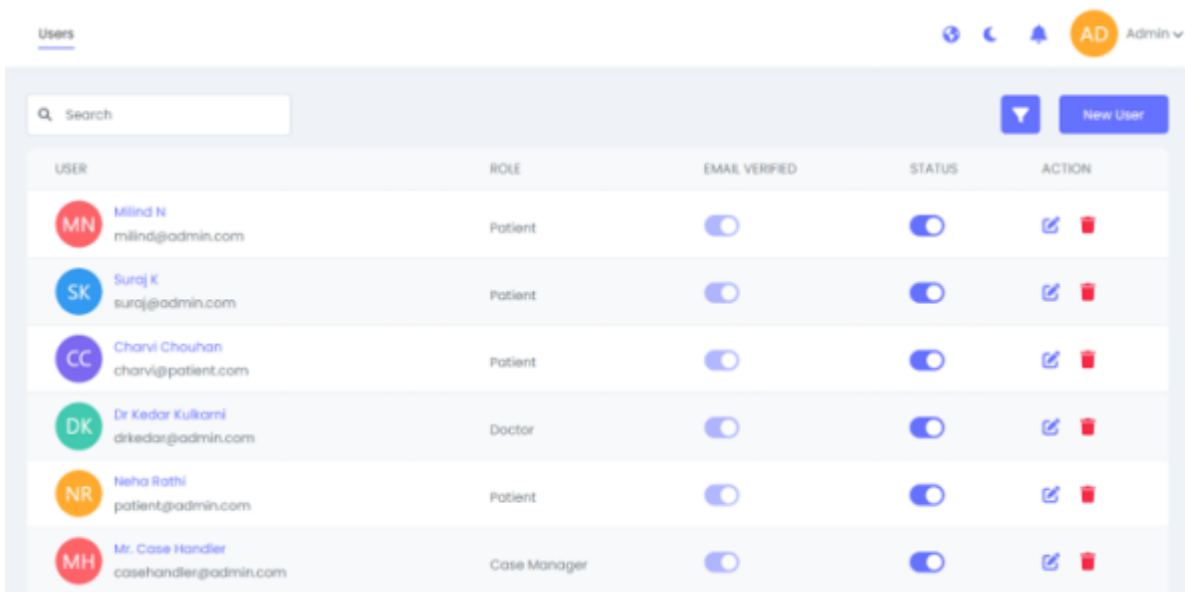




















Figure-1: OHC software dashboard

The OHC Software User Guide

How to manage Users on OHC?

Click on the Users Tab and a window as shown below will appear:

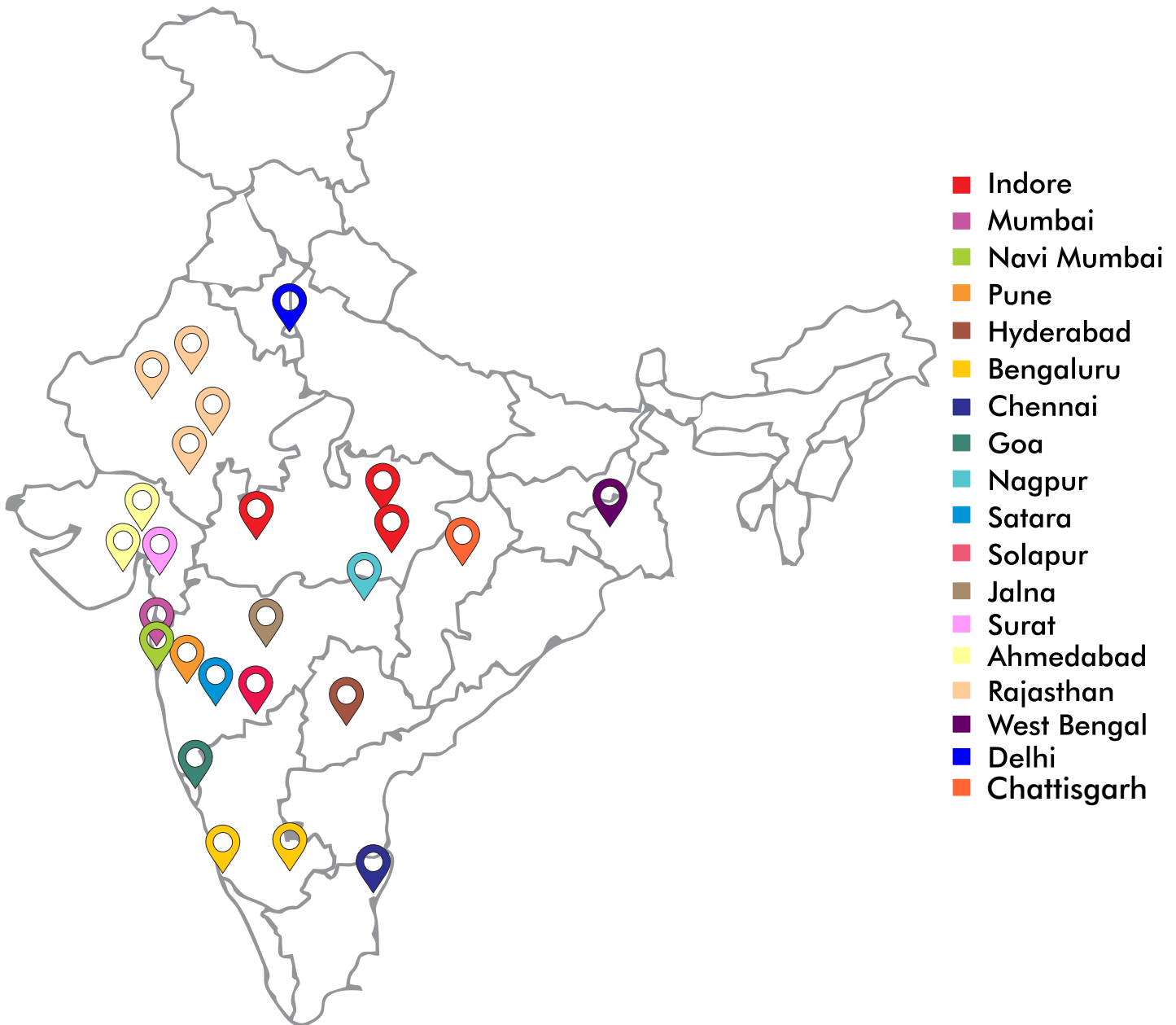


USER	ROLE	EMAIL VERIFIED	STATUS	ACTION
 Milind N milind@admin.com	Patient	<input checked="" type="checkbox"/>	<input checked="" type="checkbox"/>	 
 Suraj K suraj@admin.com	Patient	<input checked="" type="checkbox"/>	<input checked="" type="checkbox"/>	 
 Charvi Chouhan charvi@patient.com	Patient	<input checked="" type="checkbox"/>	<input checked="" type="checkbox"/>	 
 Dr Kedar Kulkarni drkedar@admin.com	Doctor	<input checked="" type="checkbox"/>	<input checked="" type="checkbox"/>	 
 Neha Rathi patient@admin.com	Patient	<input checked="" type="checkbox"/>	<input checked="" type="checkbox"/>	 
 Mr. Case Handler casehandler@admin.com	Case Manager	<input checked="" type="checkbox"/>	<input checked="" type="checkbox"/>	 

- A new user can be added using the “Add new” option on the screen.
- The users’ names along with their role, email address, status, and actions will appear in the form a list in this tab.
- Users can be filtered based on all of these parameters as and when needed.

The OHC Software User Guide

Any company/business/corporate sector can avail of this software



Services to offer

OHC Management

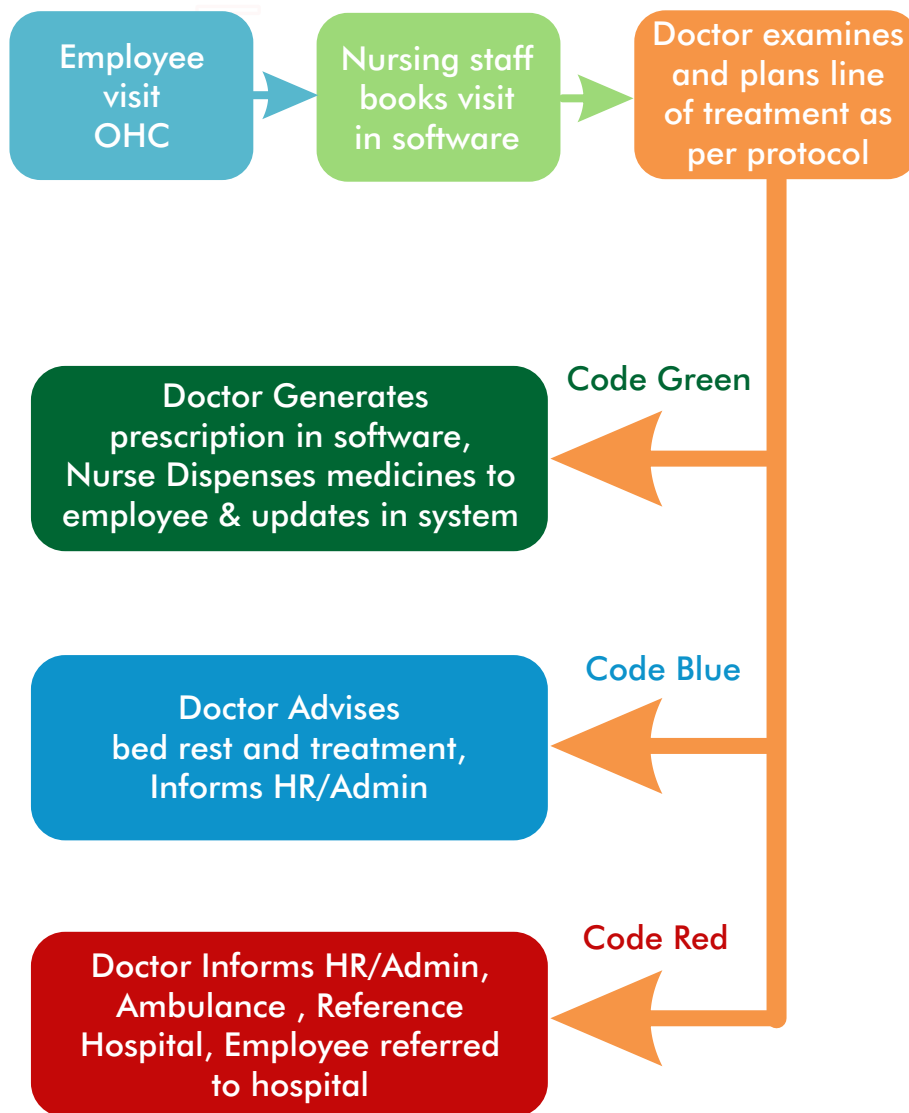
Healthledger has dedicated, highly skilled & trained team to manage all OHC operations.

- 01 Staff Management
- 02 Inventory Management
- 03 Consultant Doctors' Management
- 04 Video Consultations for Work from Home Employees & Family Members of All Employees
- 05 OHC Staff Training
- 06 BMW Management
- 07 Equipment Calibration
- 08 NABH Accreditation for Medical Rooms

Smart OHC Software

This software will help greatly in The ongoing Workplace Transformation at JSW Steel which is aimed at creating a **'Healthy Place to Work'** environment for every employee through Digital Transformation.

Process flow



Clientele



Geographical Coverage



HEALTHLEDGER
DIAGNOSTICS
Delivered By Technology

901/902, Platinum Square, Opp. Weikfield IT Info Park
Viman Nagar, Pune - 411014
www.healthledger.co.in
+91 91690 75555

RADIOLOGY • PATHOLOGY • CARDIOLOGY • DENTAL • OHC • CORPORATE WELLNESS